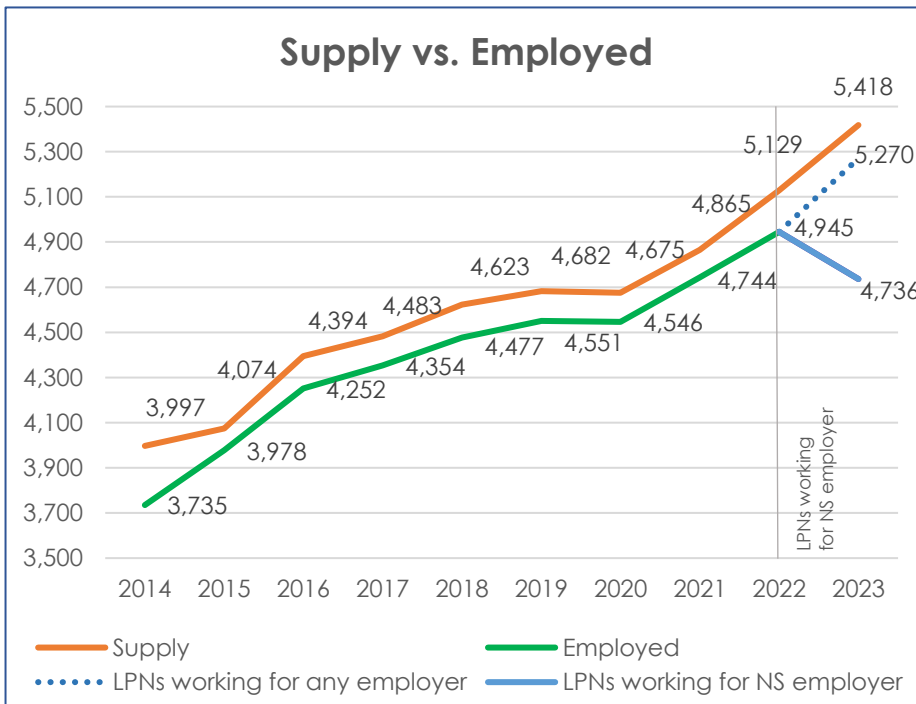


# Licensed Practical Nurses (LPNs) 2023

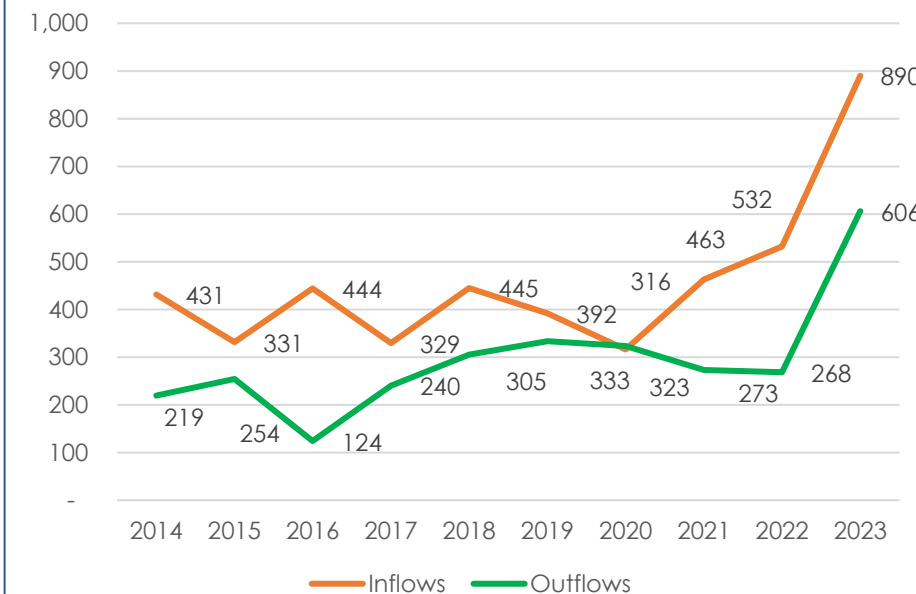
### LPNs Supply vs. Employed



### Quick Facts

<b>Registrants</b>	5,418	
<b>Employed<sup>1</sup></b>	4,736	87.4%
<b>Change in Reg (1 year)</b>	289	5.6%
<b>Inflow<sup>2</sup></b>	890	16.4%
<b>Outflow<sup>3</sup></b>	606	11.2%
<b>Outflow 55+</b>	99	16.3%
<b>Outflows Avg Age</b>	40.4	
<b>Full-Time</b>	2947	62.2%
<b>Part-Time</b>	1483	31.3%
<b>Casual</b>	306	6.5%
<b>Average Age</b>	42.2	
<b>Avg Experience</b>	15.2	

### LPNs Inflow & Outflow Trends (NS, 2014-2023)



### Location of Graduation

Total LPNs: 5,418	#	%
<b>Nova Scotia</b>	4,008	74.0%
<b>Other Provinces</b>	959	17.7%
<b>International</b>	451	8.3%
<b>New Registrants (Total = 786)</b>	#	%
<b>Nova Scotia</b>	130	16.5%
<b>Other Provinces</b>	398	50.6%
<b>International</b>	258	32.8%
<b>New Graduates<sup>4</sup> (Total = 355)</b>	#	%
<b>Nova Scotia</b>	289	81.4%
<b>Other Provinces</b>	66	18.6%
<b>International</b>	0	0.0%

**DATA SOURCE:** Nova Scotia College of Nursing Registration period: Nov 1<sup>st</sup>, 2022 – Oct 31<sup>st</sup>, 2023.

**Notes:** Total Licensed Practical Nurses (LPNs) (5,418) exclude those on leave.

<sup>1</sup> Beginning in 2023, LPNs were counted as 'employed' only if they listed at least one Nova Scotia-based employer on their annual registration form. This would exclude nurses working exclusively for nursing agencies based outside the province as well as those who have obtained licensure in Nova Scotia with the intent of moving to the province to work but have not yet secured employment here. This change has not been applied to counts of employed LPNs for past years.

<sup>2</sup> Inflow refers to the number of registrants who were not registered in the previous year (i.e., new or returning registrants)

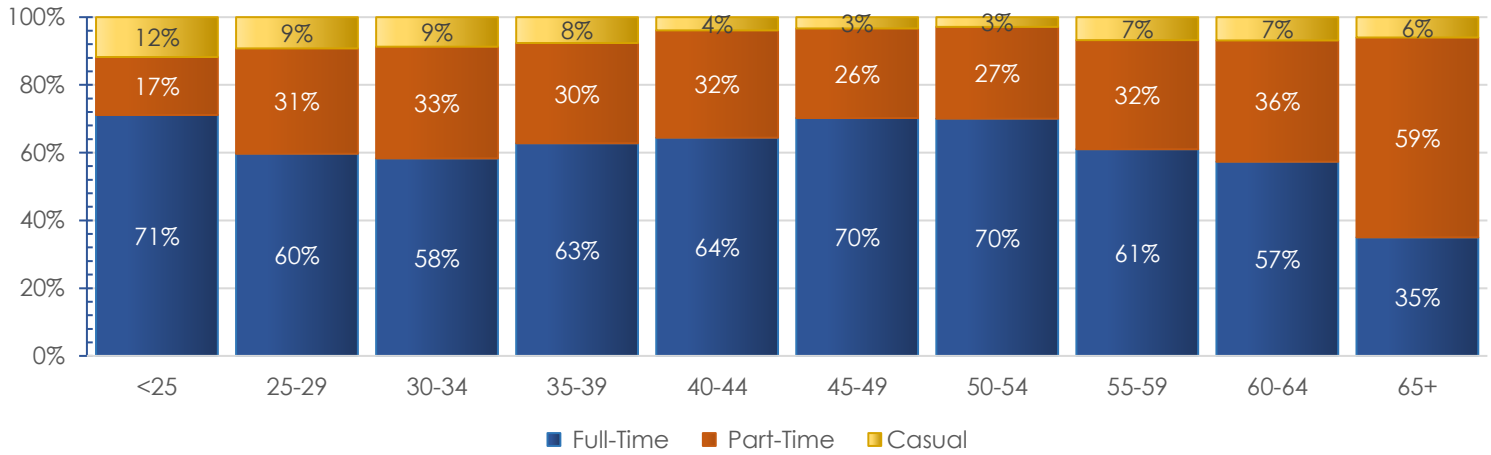
<sup>3</sup> Outflow refers to the number of registrants who registered in the previous year who did not register in the current year.

<sup>4</sup> New Graduates are anyone who graduate Nov 1, 2022 to Oct 31, 2023

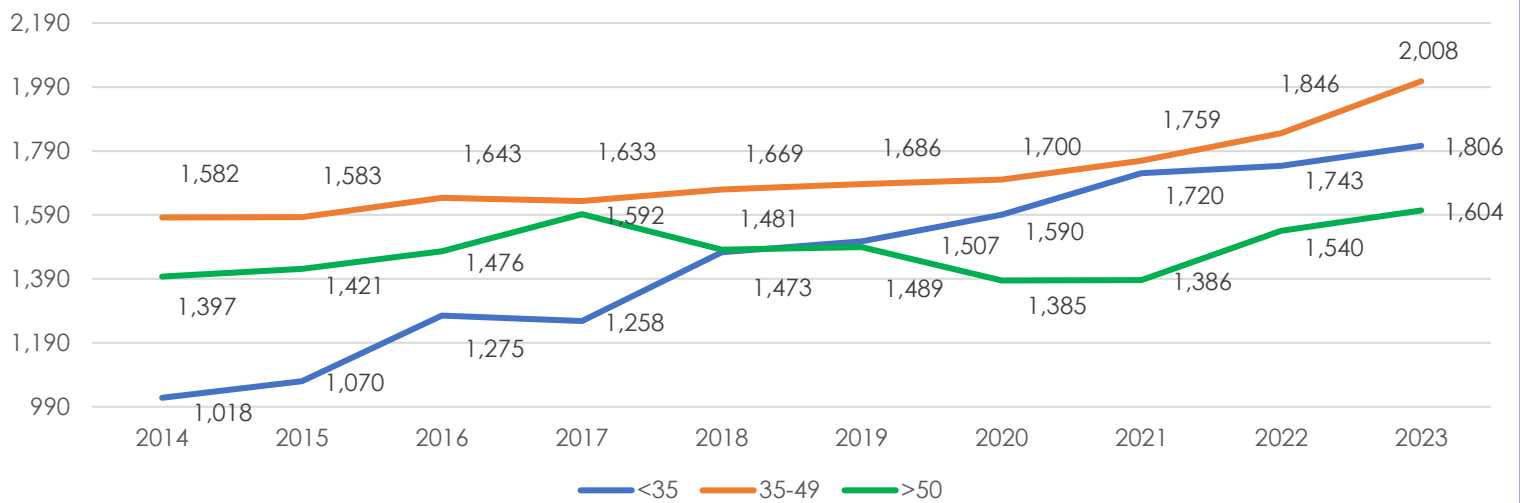
**Questions regarding this Provincial Profile can be directed to:**  
**Jane Filina, Senior Data Analyst, NS Department of Health and Wellness.**  
**E-mail : jane.filina@novascotia.ca Phone : 902-229-6414**

# Licensed Practical Nurses (LPNs) 2023

## Age Distribution and Employment Status (NS, 2023)

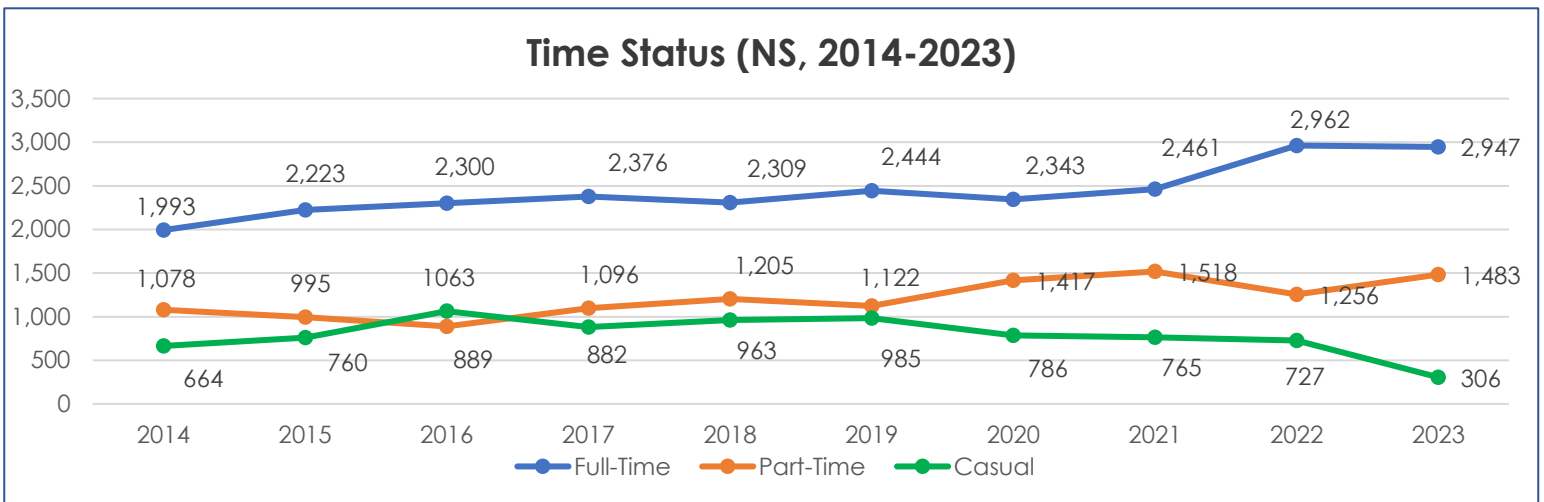
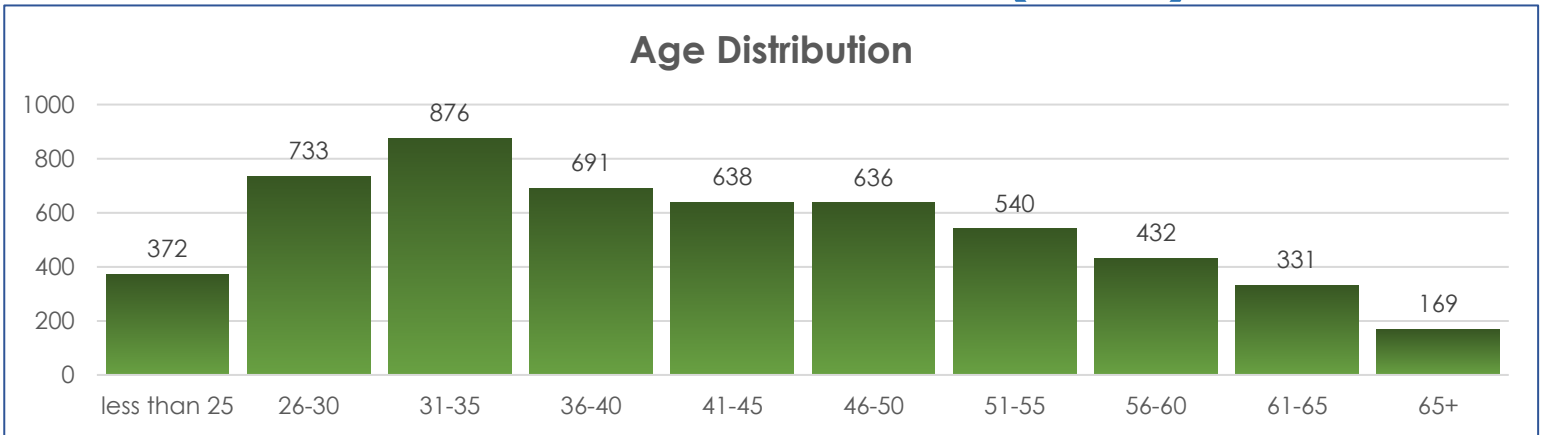


## Employed in Nursing by Age Group (NS, 2014-2023)



Workplace	Total	%	Experience		
			Years Experience	#	%
Hospitals	1731	36.5%	0-5	1242	26.2%
Nursing Home/ LTC Facility	1471	31.1%	6-15	1729	36.5%
Community Health Centre	827	17.5%	16-30	1068	22.6%
Other Place of Work	65	<5%	>30	697	14.7%
Association/ Government	166	<5%	<b>Average Experience: 15.2</b>		
Business/Occupational Health Office	68	<5%	Role		
Rehabilitation/ Convalescent Centre	118	<5%	Direct Care	4514	95.3%
Private Nursing Agency	56	<5%	Administration	60	<5%
Home Care Agency	80	<5%	Education and Research	65	<5%
Self-Employed	67	<5%	Emergency Care	97	<5%
Mental Health Centre	36	<5%			
Educational Institution	28	<5%			
Physician's Office/Family Practice Unit	23	<5%			

# Licensed Practical Nurses (LPNs) 2023



County	2023	Ratio	Supply	Ratio College
Nova Scotia	1,040,526	100.0%	4736	
Annapolis	23,114	<5%	102	<5%
Antigonish	20,937	<5%	118	<5%
Cape Breton	99,070	9.5%	733	15.5%
Colchester	53,832	5.2%	263	5.6%
Cumberland	30,996	<5%	203	<5%
Digby	18,026	<5%	55	<5%
Guysborough	7,492	<5%	43	<5%
Halifax	496,471	47.7%	1738	36.7%
Hants	44,993	<5%	125	<5%
Inverness	17,724	<5%	67	<5%
Kings	65,323	6.3%	319	6.7%
Lunenburg	50,360	<5%	220	<5%
Pictou	45,468	<5%	296	6.3%
Queens	10,686	<5%	49	<5%
Richmond	9,217	<5%	45	<5%
Shelburne	14,063	<5%	52	<5%
Victoria	7,209	<5%	35	<5%
Yarmouth	25,543	<5%	219	<5%
Unknown			54	<5%