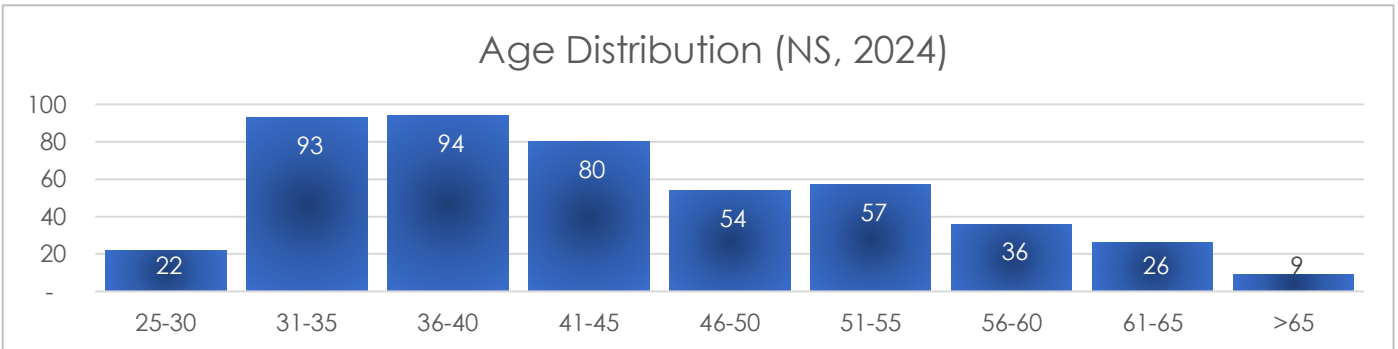
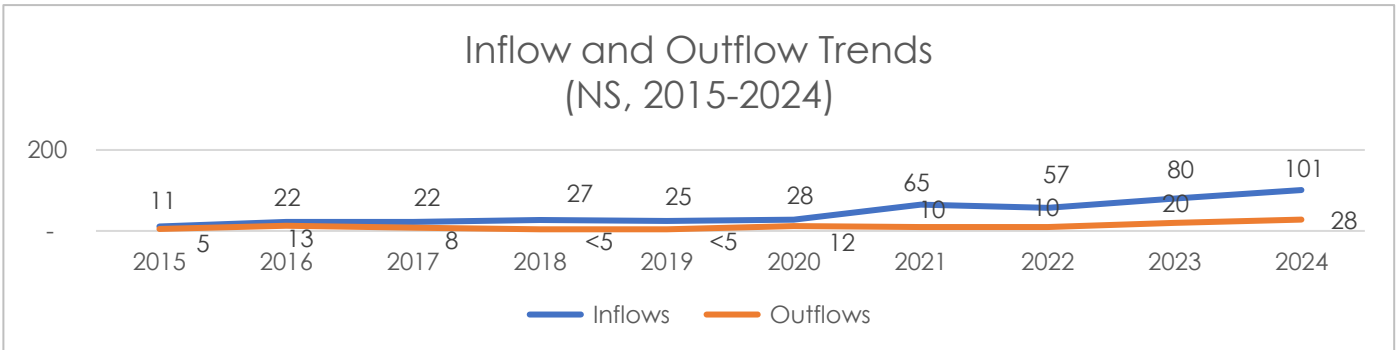
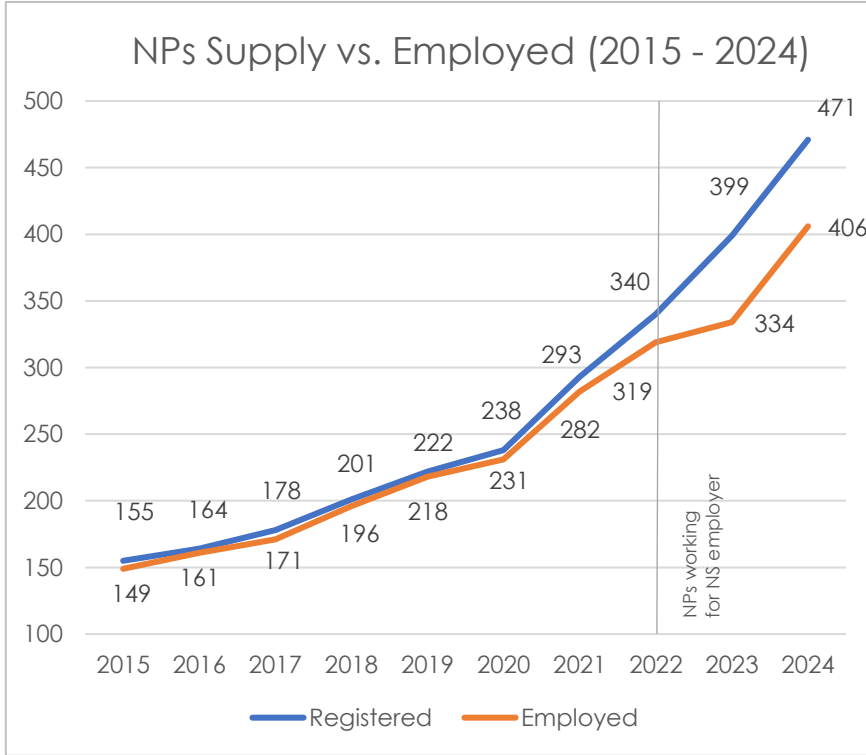


Nurse Practitioners (NPs) 2024

Quick Facts

Registrants	471	
Employed ¹	406	86.2%
Change in Reg (1 year)	72	18.0%
Inflow ²	101	21.4%
Outflow ³	28	5.9%
Outflow over age 55	6	21.4%
Outflows Avg Age	41.5	
Full-Time	338	83.3%
Part-Time	48	11.8%
Casual	20	<5%
Average Age	43.9	
Avg Experience	7.1	



DATA SOURCE: Nova Scotia College of Nursing Registration period: Nov 1st, 2023 – Oct 31st, 2024.

Notes: Total Nurse Practitioners (471) exclude those on-leave.

¹ Beginning in 2023, Nurses were counted as 'employed' only if they listed at least one Nova Scotia-based employer on their annual registration form. This excludes those who are registered in Nova Scotia but do not work in the province. This change has not been applied to counts of employed Nurses for past years.

² Inflow refers to the number of registrants who were not registered in the previous year (i.e., new or returning registrants)

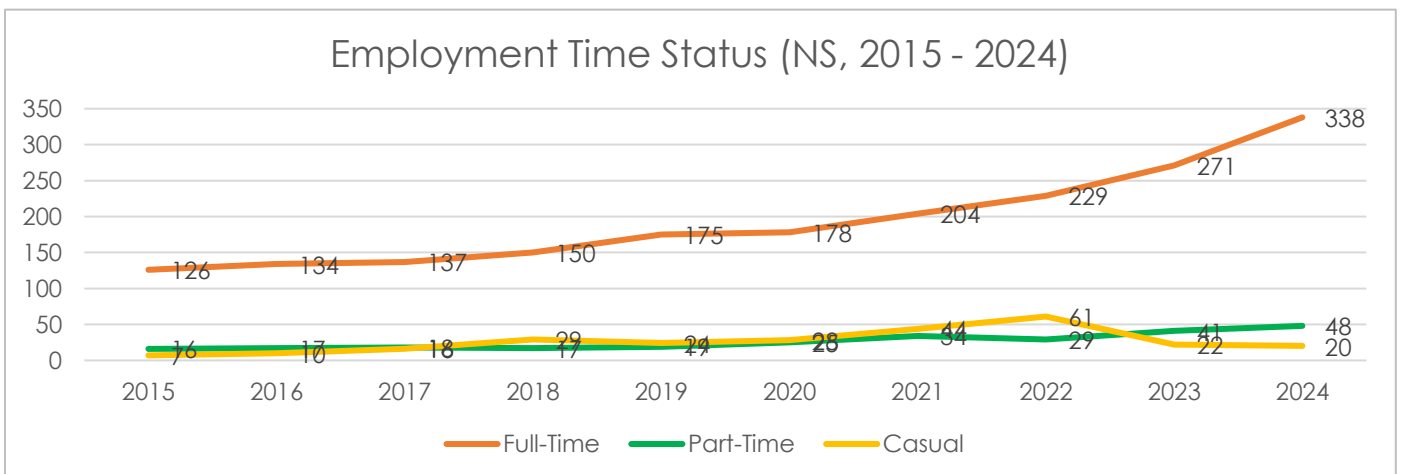
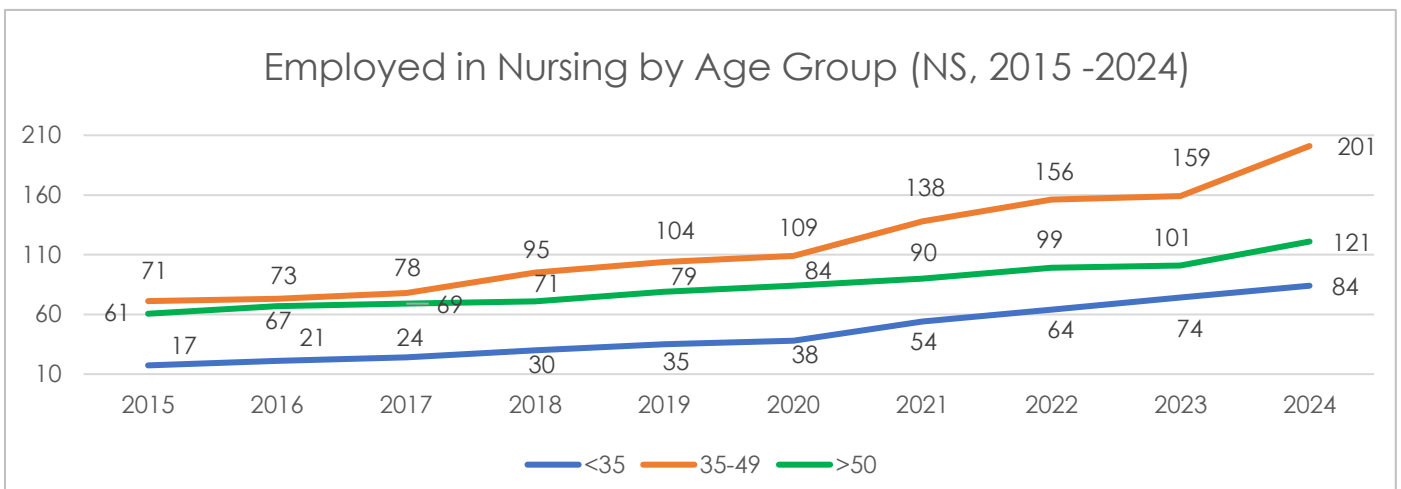
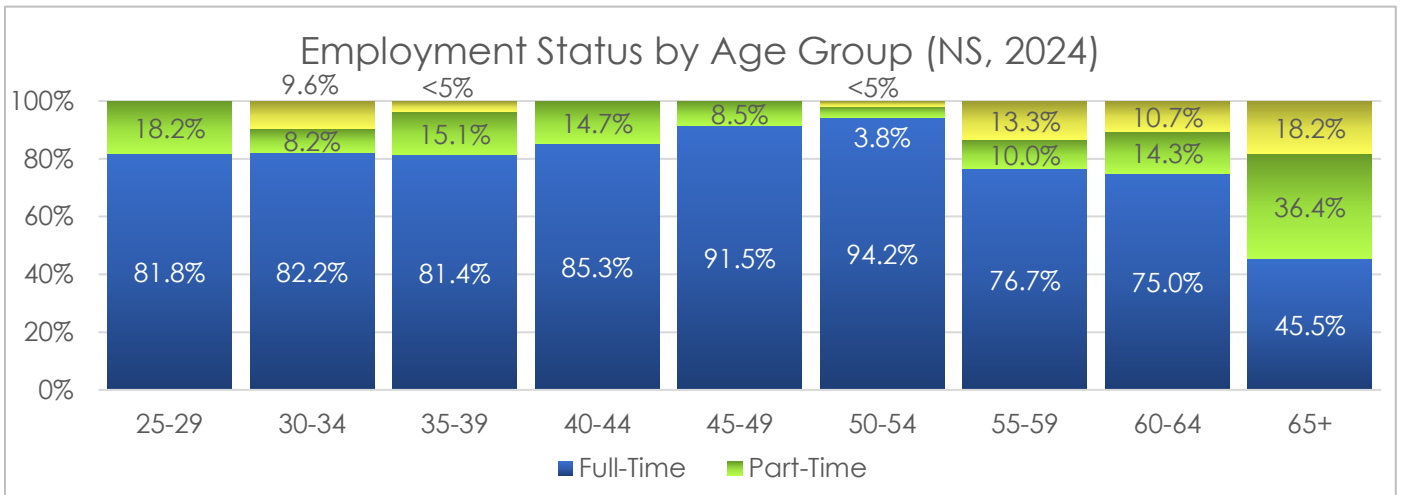
³ Outflow refers to the number of registrants who registered in the previous year who did not register in the current year.

Questions regarding this Provincial Profile can be directed to:

Jane Filina, Senior Data Analyst, NS Department of Health and Wellness.

E-mail : jane.filina@novascotia.ca Phone : 902-229-6414

Nurse Practitioners (NPs) 2024



Nurse Practitioners (NPs) 2024

Workplace	Total	%
Direct Care	370	91.1%
Other	21	5.2%
Education	14	<5%
Research	<5	<5

Location of Graduation		
NPs (Total = 406)	#	%
Nova Scotia	218	53.7%
Other Provinces	177	43.6%
International	10	<5%

Area of Focus		
NPs (Total 471)	#	%
Family/All Ages	315	77.6%
Not Applicable	44	10.8%
Adult	32	7.9%
Neonatal	10	<5%
Child	5	<5%

County	Population		Workforce	
	#	%	#	%
Nova Scotia	1,057,656	100.0%	406	
Annapolis	23,256	<5%	12	<5%
Antigonish	21,019	<5%	7	<5%
Cape Breton	98,891	9.4%	45	11.1%
Colchester	54,012	5.1%	22	5.4%
Cumberland	30,926	<5%	13	<5%
Digby	17,990	<5%	<5	<5%
Guysborough	7,310	<5%	<5	<5%
Halifax	513,722	48.6%	187	46.1%
Hants	45,044	<5%	8	<5%
Inverness	17,662	<5%	<5	<5%
Kings	65,663	6.2%	18	<5%
Lunenburg	50,514	<5%	17	<5%
Pictou	45,224	<5%	20	<5%
Queens	10,562	<5%	<5	<5%
Richmond	9,158	<5%	<5	<5%
Shelburne	14,014	<5%	6	<5%
Victoria	7,155	<5%	<5	<5%
Yarmouth	25,533	<5%	8	<5%
Unknown			24	5.9%

Experience		
Years Experience	#	%
0-5	190	46.8%
6-15	138	34.0%
16-30	44	10.8%
Average Experience: 19.2		
Role	#	%
Nurse Practitioner	308	75.9%
Other	72	17.7%
Educator	14	<5%
Professional leader	8	<5%
Consultant	<5	<5%

Area of Focus		
NPs (Total 471)	#	%
Family/All Ages	315	77.6%
Not Applicable	44	10.8%
Adult	32	7.9%
Neonatal	10	<5%
Child	5	<5%